

wissenschaftlicher Plunder ist, der sich heutzutage nicht mehr verantworten läßt und nur dem Ansehen der Wissenschaft schadet, muß zum Allgemeingut der Entomologie werden. Günstig wäre der Augenblick deshalb, weil die Zahl der Privat-Entomologen z. Zt. stark zusammenschrumpft und sich bereits viele der restierenden längst bewußt oder unbewußt unter den Einfluß von Berufs-Entomologen stellen. Die Zeit an sich wäre wohl reif für einen großen Schlag!

Dieser ganze Gedankengang ließe sich mit den 3 auf Seite 87 erwähnten vielleicht kombinieren und mit weiteren von anderer Seite gemachten und noch zu machenden abwägen. Vielleicht ergibt sich eine Lösung?

Selbstverständlich werden zunächst sehr viele Entomologen nur den Kopf schütteln; wenn sich aber Linné 1758 auch nur um Bedenken gekümmert hätte, hätte er sich ruhig auf seine medizinische Praxis beschränken können. Im übrigen handelt es sich bei dieser ganzen Misère der Systematik eigentlich nur um eine triviale Weisheit, welche jede bessere Köchin alltäglich beim Kochen beherrscht: Man soll die gestern gekochte Suppe erst aufessen, bevor man eine neue kocht; denn sonst riskiert man, daß die gestrige — — — verdirbt.

## Fauna sumatrensis.

(Beitrag Nr. 54).

*Staphylinidae* (Col.).

By Malcolm Cameron, M. B., R. N., F. E. S., London.

(With 17 Fig.)

### Oxytelinae.

*Apatetica* Westw.

*brunneipes* Rits. Not. Leyd. Mus. 1879, I, p. 76, VI, p. 134.

*Eupiestus* Kr.

*miriceps* Fauv. Rev. d'Ent. XXI, 1902, p. 27. Gunung Singgalang, Fort de Kock, Liwa, Benkoelen.

*callosus* Fauv. id. p. 28. Liangagas.

*longicornis* Fauv. id. p. 28. Palembang.

*temporalis* Fauv. id. XIV, 1895, p. 188. Gunung Singgalang.

*jacobsoni* n. sp. Fort de de Kock.

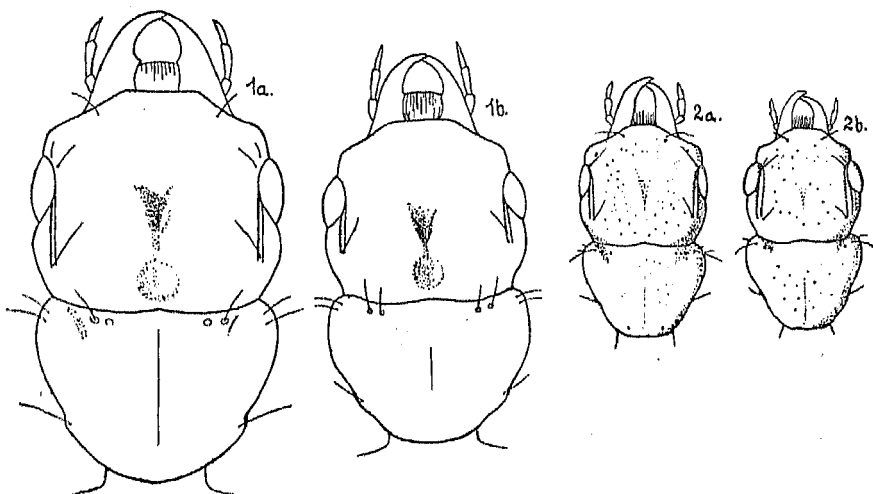
*rhinoceros* Fauv. Rev. d'Ent. XXI, 1902, p. 30. Si Rambé.

*Eupiestus jacobsoni* (n. sp.): A black shining species very similar to *E. sculpticollis* Kr., but differing as follows: slightly larger, the antennae similarly constructed but a little longer, obscurely ferruginous; head closely and moderately coarsely punctured all over except the extreme front,

thorax with the ridges sharper, the foveae all much more coarsely punctured, sulci of the elytra more coarsely punctured; abdomen more closely and rather more coarsely punctured. Length 3 mm. — Fort de Kock.

*Eleusis* Cast.

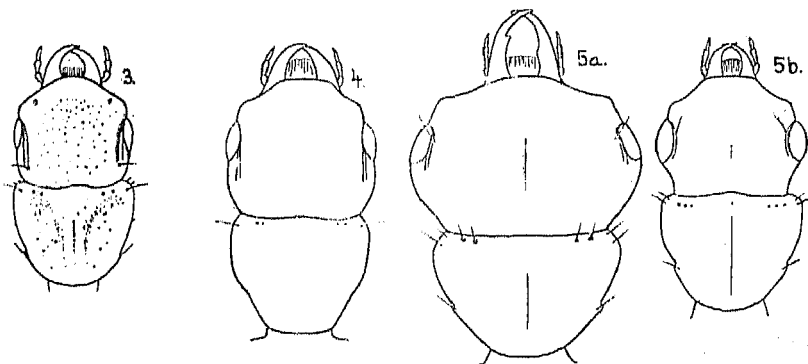
*rufiventris* Fauv. Rev. d'Ent., XXIII, 1904, p. 81. Gunung Singgalang.



*conifrons* Fauv. (Fig. 1 a, b) id. p. 82, Gunung Singgalang.

*discalis* Fauv. id. p. 83. Gunung Singgalang.

*ferruginea* Cam. (Fig. 2 a, b). E. M. M., LXI, 1925, p. 231. Si Rambé.

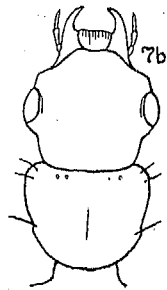
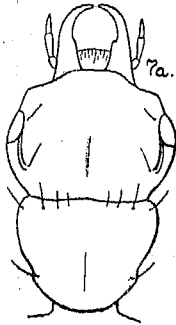
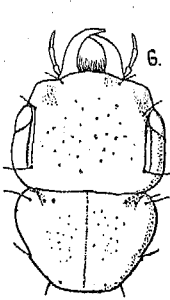


*glabricollis* n. sp. (Fig. 3). Fort de Kock.

*humilis* Er. (Fig. 4). Gen. Spec. Staph. p. 839. Fort de Kock.

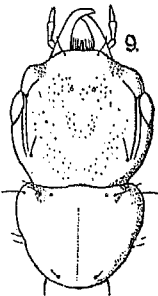
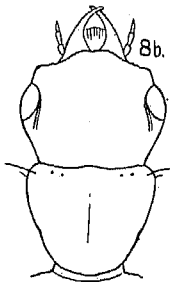
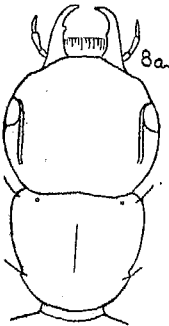
*strigicollis* Bernh. W. z. B., LXIV, 1914, p. 77. Si Rambé.

*laticeps* Fauv. (Fig. 5 a, b). Rev. d'Ent., XIV, 1895, p. 190. Fort de Kock.



*jacobsoni* n. sp.  
(Fig. 6). Fort  
de Kock.

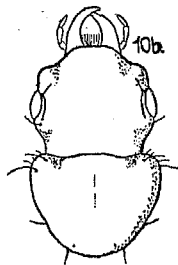
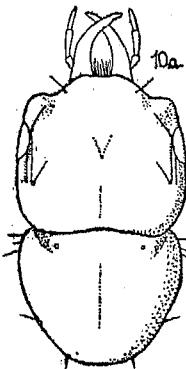
*kraatzii* Fauv. (Fig.  
7 a, b). (apicipen-  
nis Kr. Arch.  
Naturg., XXV,  
1859, I, p. 183.  
Fort de Kock.



*lunigera* Fauv. (Fig.  
8 a, b). Rev.  
d'Ent., XXIII,  
1904, p. 84.  
Fort de Kock.

*nigra* n. sp. (Fig.  
9). Gunung  
Singgalang.

*viridans* Fauv.  
(Fig. 10 a, b).  
Rev. d'Ent., XIV,  
1895, p. 189.  
Tandjungga-  
dang.



*pusilla* Fauv. (Fig.  
11). Rev. d'Ent.,  
XIV, 1895, p.  
190. Fort de  
Kock.

*quadridentatus* n.  
sp. Si Rambé.

*Eleusis glabricollis* (n. sp.): Head pitchy-red: thorax reddish: elytra testaceous, the posterior margin more or less infusate: abdomen pitchy. Antennae and legs testaceous. Length 4 mm. Facies of *E. humilis* Er. ♀, but differently colored, with different sculpture and longer elytra. The head is formed as in *humilis* ♀, but the eyes are larger, the striae much stronger: the puncturation less fine and less sparing, the antennae are similar: thorax is formed as in *humilis* but is quite devoid of ground

sculpture except at the sides where a very fine striation is visible, the puncturation, however, is less fine and less sparing than in that species: the elytra are a little longer, the ground sculpture and the puncturation finer. Very distinct on account of the strong ground sculpture of head and elytra in contrast with that of the thorax. — Fort de Kock.

*Eleusis jacobsoni* (n. sp.) (Fig. 6): Head black, thorax reddish-brown, elytra brownish-testaceous, more or less infuscate on the posterior half: abdomen reddish. Antennae infuscate. Legs testaceous. Length 4 mm.

Near *E. laticeps* Fauv., but differing in the shape of the head and thorax and the more slender antennae, the penultimate joints being slightly longer than broad. Head transverse, broader than the thorax, the eyes very small, the temples gradually and slightly widened to the rounded posterior angles; disc without impressions, scarcely perceptibly punctured, but with the usual fine ground sculpture. Thorax short, cupuliform, the sides toothed posteriorly, in the middle before the base with an extremely fine, short keel, scarcely impressed, the sculpture as on the head. Elytra a little longer than broad, exceedingly finely and sparingly punctured. — Fort de Kock.

*Eleusis nigra* (n. sp.) (Fig. 9): Black, shining. Antennae with the 1st. joint blackish, 2nd. to 4th. reddish, the following brown. Femora blackish, tibiae and tarsi testaceous, Length 4 mm. At once distinguished by the deep black colour, distinctly punctured head, and the very fine ground sculpture of the elytra, which, however, is continuous. Head orbicular, as broad as the thorax, the eyes small, between the antennal tubercles with a pair of larger punctures close together, much less finely and much more closely punctured than in *lunigera* and with stronger ground sculpture: antennae slender, the penultimate joints fully as long as broad. Thorax as in *lunigera*, in the middle with an extremely fine keel and broadly impressed on either side, the lateral tooth distinct, moderately closely but more finely punctured than the head and with weaker ground sculpture. Elytra a little longer than broad, very sparingly, scarcely perceptibly punctured and with very fine ground sculpture. Abdomen more or less coriaceous at the bases of the segments, elsewhere without ground sculpture. — Gunung Singgalang.

*Eleusis quadridentatus* (n. sp.): Head black; thorax and abdomen pitchy-black; elytra brownish-testaceous with the posterior margin narrowly infuscate. Antennae and legs reddish-testaceous. Length 3.5 mm.

In build very similar to *E. humilis* Er. ♀ but differently colored, the elytra longer, the puncturation of the head stronger, the eyes flatter, the ground sculpture throughout stronger, the thorax with four little teeth; the penultimate joints of the antennae as long as broad. The thorax has a fine raised median line in the greater part of its length.

From *E. quadridens* Fauv. it is distinguished by its smaller size, differently shaped head, and coarser puncturation and ground sculpture. -- Si Rambé.

*Leptochirus* (s. gen. *Strongylochirus* Bernh.).

*quadridens* Motsch. Bull. Mosc., XXX, 1857, p. 501. Bedagei.

*v. uniformis* Fauv. Rev. d'Ent. XXI, 1902, p. 9. Bedagei.

*v. major* Bernh. D. E. Z., 1903, p. 126.

*loriae* Heller, Abh. Dresd. Mus., VII, 3, 1898—1899, p. 14. Bendong.

*laevis* Cast. Hist. nat., I, 1840, p. 186. Fort de Kock, Soekaboemi, Benkoelen.

*Borolinus* Bernh.

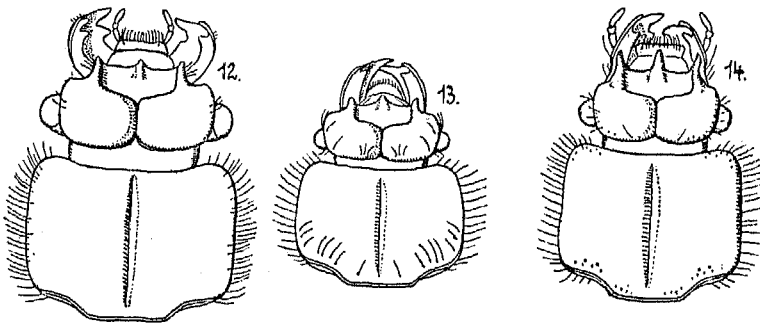
*antilope* Fauv. Rev. d'Ent., XIV, 1895, p. 181.

*v. nigripennis* Fauv. id. XXI, 1902, p. 10. Si Rambé.

*minutus* Cast. Hist. nat., I, 1840, p. 186. Gunung Singgalang, Tandjunggadang, Fort de Kock, Bedagei.

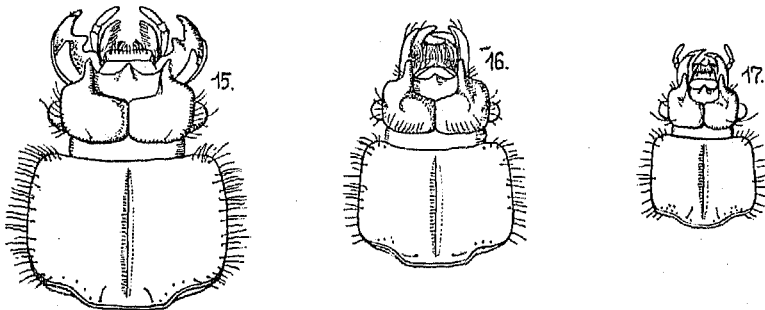
*v. cruentus* Fauv. Rev. d'Ent., XIV, 1895, p. 181. Bedagei.

*javanicus* Cast. Et. Ent., I, 1835, p. 126, t. 4, f. 6. Fort de Kock.



*Priochirus* (s. gen. *Triacanthochirus* Bernh.).

*unicolor* Cast. (Fig. 12). Et. Ent., I, 1835, p. 125. — Er. Gen. Spec. Staph. p. 826. Fort de Kock.



*poseidon* Bernh. (Fig. 13). D. E. Z., 1903, p. 148. Gunung Singgalang.  
*neptunus* Heller. (Fig. 14). Abh. Mus. Dresd., VII, 1898—99, p. 19.

Gunung Singgalang.

*alutaceus* Bernh. (Fig. 15). D. E. Z., 1903, p. 149. Gunung Singgalang.

*subnitidus* Bernh. id. p. 149. Gunung Singgalang.

*caviceps* Epp. (Fig. 16). id., 1895, p. 408.

*sumatrensis* Bernh. (Fig. 17). id., 1903, p. 146.

*gestroi* Bernh., id., p. 147. Gunung Singgalang, Si Rambé.

*modighianii* Bernh. id., p. 150. Gunung Singgalang, Si Rambé.

v. *punctiventris* Bernh. id., p. 151. Gunung Singgalang, Si Rambé.

*tridens* Motsch. Bull. Mosc. XXX, 1857, ii, p. 502. Fort de Kock.

v. *insularis* Bernh. D. E. Z., 1903, p. 139. Mentawai, Sipora.

v. *depressus* Bernh. id., p. 139.

*Priochirus* (s. gen. *Cephalomerus* Bernh.)

*ducalis* Heller. Abh. Mus. Dresd., VII, 1898—99, p. 15. Gunung Singgalang.

*fauveli* Heller. id., p. 15. Si Rambé.

*pygmaeus* Kr. Arch. Naturg. XXV, 1859, I, p. 191.

*hoplites* Fauv. Rev. d'Ent., XIV, 1895, p. 182.

*Priochirus* (s. gen. *Stigmatochirus* Bernh.)

*dohrni* Fauv. Rev. d'Ent., XXI, 1902, p. 19. Soekaranda, Tandjong, Morawa, Serdang.

*Priochirus* (s. gen. *Plastus* Bernh.)

*sexdentatus* Bernh., D. E. Z., 1903, p. 153. Balighe.

*excavatus* Motsch. Bull. Mosc., XXX, 1857, p. 502.

*galeatus* Fauv. Rev. d'Ent., XXI, 1902, p. 10.

*mannaensis* Bernh. Tidsch. v. Ent., LVIII, 1915, p. 213. Manna.

*tetraodon* Bernh. D. E. Z., 1903, p. 154.

*cavifrons* Fauv. Ann. Mus. Civ. Gen., XII, 1878, p. 194, c. 2, f. 14, Engano, Gunung Singgalang.

*Priochirus* (s. str.)

*comes* Fauv. Rev. d'Ent., XXI, 1902, p. 11. Gunung Singgalang.

*socius* Fauv. id. p. 12. Si Rambé.

*Thoracochirus* Bernh.

*nanus* Heller, Abh. Mus. Dresd., VII, 1898—99, p. 14. Mentawai, Fort de Kock.

= *exasperatus* Cam. E. M. M., LIV, 1918, p. 169.

*piestoides* Fauv. Rev. d'Ent., XXI, 1902, p. 19. Fort de Kock, Tandjong, Morawa, Serdang.

= *foersteri* Bernh. D. E. Z., 1903, p. 156.

*raffrayi* Fauv. Rev. d'Ent., XXI, 1902, p. 41. Fort de Kock.

*Paralispinus* Bernh. (*Ancus* Fauv. olim.)*exiguus* Er. Gen. Spec. Staph., 1840, p. 830.*circumductus* Fauv. Rev. d'Ent., XXI, 1902, p. 26. Palembang.*nitidissimus* Bernh., D. E. Z., 1905, p. 10. Engano.*globoiceps* Cam. Mitt. Mus. Hamb. XLIII, 1927, p. 35. (*Lispinus*).*Lispinodes* Shp.*bisulcatus* Fauv. Rev. d'Ent., 1902; p. 32 (gen. dub.) Deli.*Holosus* Motsch.*tachiniformis* Motsch. Bull. Mosc., XXX, 1857, p. 498. Tandjunggalang.*insularis* Fauv. Rev. d'Ent. XXIII, 1904, p. 77. Deli.*sumatrensis* Bernh. W. Z. B., LIV, 1904, p. 15. Si Rambé.*tachyporiformis* Motsch. Bull. Mosc. XXX, 1857, p. 498. Fort de Koek.*bryanti* Cam. E. M. M., LXI, 1925, p. 234. Fort de Koek.*brevipennis* Fauv. Rev. d'Ent., XXIII, 1904, p. 77. Fort de Koek.*transversus* Cam. E. M. M., LXI, 1925, p. 234.*fossulatus* Motsch. Bull. Mosc., XXX, 1857, p. 495. Fort de Koek.*plicatus* Bernh. W. Z. B., LIV, 1904, p. 14. Siboga.*elegans* Bernh. ib. p. 15. Si Rambé.*Pseudolispinodes* Bernh.*bistriatus* Fauv. Rev. d'Ent., XIV, 1895, p. 185. (*Lispinodes*.) Fort de Koek.*madurensis* Bernh. W. Z. B., LXIV, 1914, p. 83. (*Holosus*.)*sinuatus* Bernh. Stett. Ent. Zeit., LXV, 1904, p. 217 (*Holosus*). Mentawai.*Lispinus* Er.*elongatus* Bernh. W. Z. B., LIV, 1904, p. 12. Si Rambé.*quadrinotatus* Fauv. Rev. d'Ent., XXIII, 1904, p. 80.*sericeiventris* Bernh. W. Z. B., LXIV, 1914, p. 81. Si Rambé.*secretus* Cam. E. M. M., LXI, 1925, p. 238. Fort de Koek.*specularis* Bernh. W. Z. B., LIV, 1904, p. 11. Nias, Fort de Koek.*Sharpi* Cam. Trans. Ent. Soc. Lond., 1920, p. 278.*jacobsoni* n. sp. Gunung Singgalang.*impressicollis* Motsch. Bull. Mosc., XXX, 1857, p. 495. Fort de Koek.*tripunctatus* Bernh. W. Z. B., LXIV, 1914, p. 82. Si Rambé.*similis* Cam. E. M. M., LXI, 1925, p. 240. Fort de Koek.*subopacus* Kr. Arch. Naturgesch., XXV, 1859, I, p. 187. Fort de Koek.*subcoriaceus* n. sp.

*Lispinus jacobsoni* (n. sp.): Black, shining, the posterior margin of the 7<sup>th</sup> and the greater part of the 8<sup>th</sup> abdominal segments reddish-testaceous; median thoracic impressions feeble, ground sculpture of the fore-parts weak: abdomen without punctures (except the normal setiferous ones) or impressions. Antennae and legs reddishtestaceous. Length 3,3 mm.

Near *L. specularis* Bernh. but larger and more robust, uniformly black except for the apex of the abdomen: the antennae a little stouter but similarly constructed: the puncturation a little closer and not quite so fine, the ground sculpture a little more distinct. — Gunung Singgalang.

*Lispinus subcoriaceus* (n. sp.): Black, moderately shining, rather strongly coriaceous: thorax with rather feeble median impressions and with four quadrately placed punctures on the disc. Abdomen with the usual setiferous punctures only. Antennae and legs reddish-testaceous. Length 3,2 mm.

Very near *L. intermedius* Cam. but a little smaller, the thorax less transverse, the sides less strongly rounded and dilated in front, the median impressions less marked, the lateral impressions shorter and less deep, the puncturation throughout finer, the ground sculpture scarcely differing. Abdomen without trace of lateral striae. — Fort de Kock.

#### *Tetrapleurus* Bernh.

*rugosus* Fauv. Rev. d'Ent., XXI, 1902, p. 31 (*Lispinodes*). Gunung Singgalang, Fort de Kock.

*seriatus* Fauv. id. p. 31 (*Lispinodes*).

*atriceps* n. sp. Fort de Kock.

*Tetrapleurus atriceps* (n. sp.): Shining: head black (rarely infuscate only), the front margin and antennal tubercles reddish; thorax and elytra ferruginous red; abdomen pitchy, less shining, the posterior margins of the segments rufescent. Antennae ferruginous. Legs reddish-testaceous. Length 2,5 mm.

Head narrower than the thorax, longitudinally impressed within the antennal tubercles on each side, internal to the eye with a narrow longitudinal sulcus, vertex with some moderately large flat punctures tending to coalesce, the frontal impressions finely coriaceous, the front and other parts less distinctly. Antennae with the 3rd. joint longer than the 2nd., 4th. to 6th. scarcely longer than broad, 7th. larger, as long as broad, 8th. to 10th. transverse. Thorax moderately transverse, the side margins thickened, gently rounded in front, straight and narrowed behind with 3 or 4 small denticles, before the base with a deep transverse impression, at the sides with two large impressions of which the posterior is longer and deeper, in the middle in front with a small fovea, on either side of the disc before the transverse basal impression with a curved row of rather small closely placed punctures, along the anterior and posterior margins with a few fine punctures, otherwise practically impunctate. Ground sculpture very fine and wavy, more or less longitudinal. Elytra wider and a little longer than the thorax, scarcely transverse, with the usual keels and sulci, these latter with large flat, subobsolete punctures.



Abdomen densely coriaceous with a few fine setiferous punctures, otherwise without sculpture. — Fort de Kock.

*Bothrys* Fauv.

*personatus* Fauv. Rev. d'Ent., XIV, 1895, p. 186.

*Megarthrus* Steph.

*rufomarginatus* Cam. Tr. Ent. Soc. Lond., 1914, p. 525. Fort de Kock.  
*sumatrensis* n. sp.

*Megarthrus sumatrensis* (n. sp.): Of the convex oval build of *M. rufomarginatus* Cam., but blacker and rather more shining, with broader more obsoletely channeled and more strongly rugose thorax, the sides more obscurely testaceous, the elytra a little more shining, rather less closely punctured; the antennae are a little longer, the 9th. and 10th. joints distinctly longer, the two basal joints are testaceous as in *rufomarginatus*. Length 2,5 mm.

♂: middle tibiae curved: posterior tibiae feebly bisinuate, at the apex internally with a short spur. — Fort de Kock.

*Phyllodrepa* (s. gen. *Hapalaraea* Thoms.)

*obesa* Faur. Rev. d'Ent., XXIII, 1904, p. 89. Deli.

*rudis* Fauv. id. p. 90. Deli.

*Phloeonomus* s. str.

*singulare* Kr. Arch. Naturgesch., XXV, 1859, I, p. 181.

*sulcicollis* Fauv. Rev. d'Ent., XXIII, 1904, p. 89. Fort de Kock.

*impressicollis* Cam. Ann. Mus. Civ. Gen., LI, 1924, p. 312. Fort de Kock.

*secretus* n. sp. Gunung Singgalang.

*sumatrensis* Bernh. D. E. Z., 1905, p. 11. Fort de Kock, Balighe.

*chlorizans* Fauv. Rev. d'Ent., XXIII, 1904, p. 89. Engano, Fort de Kock.

*impressus* n. sp. Fort de Kock.

*apicalis* Cam. Treubia VI (2) 1925, p. 175. Fort de Kock.

*subapicalis* n. sp. Fort de Kock.

*rhopalocerus* n. sp. Fort de Kock.

*Phloeonomus* (s. str.) *secretus* (n. sp.): Very similar in size, build and lustre to *P. impressicollis* Cam., but entirely pitchy-black, the thorax not medially sulcate, the disc less flattened, the impressions less marked, the puncturation at the sides of the thorax finer and more obsolete, the puncturation of the elytra less deep: the sculpture at the sides of the abdomen finer and much less rugose: the colour and structure of the antennae similar. Length 2,8 mm. — Gunung Singgalang.

*Phloeonomus* (s. str.) *impressus* (n. sp.): Similar in size, build and colour to *P. apicalis* Cam, but the thorax is longitudinally impressed on either side of the middle, much less finely and more closely punctured, and the elytra a little more closely punctured, Length 1,75 mm. — Fort de Kock.

*Phloeonomus* (s. str.) *subapicalis* (n. sp.): Similar in size, build and colour to *P. apicalis* Cam., but differing in the more shining appearance, the more strongly retracted sides of the thorax behind, the finer and less coriaceous ground sculpture, the much more closely and less obsoletely punctured disc of the thorax, finer ground sculpture of the elytra, the antennae a little stouter but similarly constructed, the colour similar. Length 1,9 mm. — Fort de Kock.

*Phloeonomus* (s. str.) *rhopalocerus* (n. sp.): Rather shining, black, the elytra testaceous, the sides and apex narrowly blackish. Antennae black, the first five joints testaceous. Legs testaceous. Length 1,5 mm.

This species belongs to the same group as the preceding, the thorax having neither a sulcus or impressions on the disc. It has the same build as *apicalis*, but apart from the colour it is distinguished by its smaller size and by the shorter and much stouter antennae, the penultimate joints of which are about three times broader than long; in sculpture and ground sculpture it scarcely differs from *apicalis*. — Fort de Kock.

*Trogophloeus* s. gen. *Carpalimus* Steph.

*speculiventris* Fauv. Rev. d'Ent., XXIII, 1904, p. 97 (*Aploderus*).

*sumatrensis* Bernh. Tijds. v. Ent., LVIII, 1915, p. 214. Palembang.

*splendidus* Bernh. id. p. 215. Palembang.

*Trogophloeus* s. str.

*indicus* Kr. Arch. Naturgesch., XXV, 1859, I, p. 179. Fort de Kock.

*siamensis* Fauv. Rev. d'Ent., V, 1886, p. 178. Fort de Kock.

*foveicollis* Kr. Arch. Naturgesch., XXV, 1859, I, p. 180.

*padangensis* n. sp. Padang.

*simplex* Motsch. Bull. Mosc., XXX, 1857, p. 505.

*Trogophloeus padangensis* (n. sp.): Near *T. foveicollis* Kr., but a little larger (2 mm) and more robust, the eyes larger and the temples shorter, elytra brownish yellow, the base and suture more or less infusate; thorax less transverse, less narrowed behind, the whole insect distinctly more finely and more closely punctured. the antennae are similarly constructed but a little longer. — Padang.

*Trogophloeus* s. gen. *Troginus* Rey.

*exiguus* Er. Käf. Mark. Brand., 1839, p. 634. Fort de Kock.

*Xerophygus* Kr.

*ocularis* Fauv. Rev. d'Ent., XXIII, 1904, p. 95. Palembang; Deli.

*Oxytelopsis* Fauv.

*pseudopsina* Fauv. Rev. d'Ent., XIV, 1895, p. 201. Fort de Kock.

*genalis* Fauv. id. XXIII, 1904, p. 96. Gunung Singgalang; Fort de Kock.

*Delopsis* Fauv.

*Delopsis flavicornis* (n. sp.): Dull, black, the abdomen a little shining. Antennae, mouth parts and legs reddish-testaceous. Length 3 mm.

Smaller and narrower than *D. microphthalmus* Fauv., with more slender, testaceous antennae, the declivous front almost entirely dull except for a small plaque, sculpture a little finer throughout. Head quadrate, broadest at the temples, these feebly rounded, much longer than the diameter of the eyes, the front declivous dull, with a small shining plaque in front, frontal margin truncate, the sides oblique to the antennal tubercles, before the base transversely impressed, the impression continuing on each side forwards to the base of the antennal tubercle, the whole surface coarsely rugose. Antennae long and slender, all the joints longer than broad. Thorax semilunar, on each side with three large crenulations, sulcate in the middle, the sulcus wider in front, the sides impressed, coarsely rugose. Elytra as long as, but a little broader, than the thorax, transverse, longitudinally rugose. Abdomen closely, finely, but roughly punctured, with a fine short scanty pubescence. — Fort de Kock.

*Oxytelus* Gr. s. gen. *Tanyraerus* Thoms.

*megacerus* Fauv. Rev. d'Ent., XIV, 1895, p. 201. Fort de Kock.

*v. flavicollis* Bernh. Philipp. JI. Sci., VII, D. 4, 1912, p. 247. Fort de Kock.

*lucens* Bernh. Stutt. Ent. Zeit., LXIV, 1903, p. 34. Gunung Singgalang.

*barbatus* Fauv. Rev. d'Ent., XXIV, 1905, p. 113. Fort de Kock.

s. gen. *Caccoporus* Thoms.

*lividus* Motsch., Bull. Mosc., XXX, 1857, p. 503. Fort de Kock.

*nigriceps* Kr. Arch. Naturgesch., XXV, 1859, I, p. 171.

*ferrugineus* Kr. id., p. 173. Fort de Kock.

*migrator* Fauv. Rev. d'Ent., XXIII, 1904, p. 100. Fort de Kock.

*varipennis* Kr. Arch. Naturgesch., XXV, 1859, I, p. 172. Fort de Kock.

*ruptus* Fauv. Rev. d'Ent., XXIII, 1904, p. 100.

s. gen. *Epomotylus* Thoms.

*subsculptus* n. sp. Fort de Kock.

s. gen. *Anotylus* Thoms.

*subsculpturatus* n. sp. Fort de Kock.

*miles* n. sp. Fort de Kock.

*uncifer* Fauv. Rev. d'Ent., XXIV, 1905, p. 117. Fort de Kock.

*v. minor* n. var. Fort de Kock.

*fraternus* n. sp. Fort de Kock.

*extensicornis* Fauv. Mitt. Mus. Hamb., XXIII, 1905, p. 79. Fort de Kock.

*gracilicornis* n. sp. Fort de Kock.

*fraterculus* n. sp. Fort de Kock.

*disparatus* n. sp. Fort de Kock.

*bigenmatus* Fauv. Mitt. Mus. Hamb., XXIII, 1905, p. 80. Fort de Kock.

*obscuratus* n. sp. Fort de Kock.

*pygmaeus* Kr. Arch. Naturgesch., XXV, 1859, p. I, 176. Fort de Kock.

*latiusculus* Kr. id., p. 176. Fort de Kock.

*tenuicornis* Fauv. Rev. d'Ent., XXIV, 1905, p. 116. Fort de Kock.

*sumatrensis* n. sp. Gunung Singgalang.

*striaticeps* n. sp. Fort de Kock.

*jacobsoni* n. sp. Fort de Kock.

*raffrayi* Fauv. Rev. d'Ent., XXIV, 1905, p. 117. Fort de Kock.

*thoracicus* Motsch. Bull. Mosc. XXX, 1857, p. 504.

***Oxytelus (Epomotylus) subsculptus*** (n. sp.): Shining; head black; thorax reddish-brown; elytra brownish-testaceous, the base, sides and apical margin more or less infusate; abdomen brownish-testaceous. Antennae reddish, the first three joints testaceous, the first of them pitchy above. Legs testaceous. Length 3.3 mm.

Near *O. sculptus* Gr., but a little smaller and narrower, differently colored: the disc less punctured, the clypeus scarcely coriaceous, the antennae have the 4th. and 5th. joints distinctly transverse, the rest as in *sculptus*: the thorax is not so wide in front, the sulci and sculpture scarcely differing, the elytra are more strongly strigose. — Fort de Kock.

***Oxytelus (Anotylus) subsculpturatus*** (n. sp.): Black, the fore-parts greasy lustrous, the abdomen more shining. Antennae black, the first three joints pitchy testaceous. Length 3.2 to 3.4 mm.

Closely allied to *O. sculpturatus* Gr., but smaller, narrower and less shining. ♂: head formed as in *sculpturatus*: more finely strigose behind, scarcely punctured, at the middle of the base with a small smooth plaque, in front of this with a superficial impression; clypeus scarcely coriaceous in front. Antennae shorter and less stout than in *sculpturatus* but similarly constructed. Thorax with the posterior angles less rounded and more obtuse, the sulci less defined: the sculpture consists of fine longitudinal rugae much finer than in *sculpturatus*, without puncturation: the keels are a little more shining than the rest of the surface. Elytra closely finely longitudinally rugose, in the intervals with a few small obsolete punctures, the abdomen is finely and moderately closely punctured throughout, more distinctly than in *sculpturatus*, but the ground sculpture is less marked than in that species: ♀ head formed as in *sculpturatus* ♀, but the eyes rather larger and temples shorter, the sculpture finer. — ♂: 6th. Ventral segment feebly sinuate on either side of the middle.

***Oxytelus (Anotylus) miles*** (n. sp.): Greasy-lustrous, black, the abdomen

pitchy, more shining, obscurely lighter at the base. Antennae black, the first four joints testaceous. Legs testaceous. Length 2 to 2.5 mm.

♂: Head large, a little broader than the thorax, transversely subquadrate, the eyes small, the temples longer, rounded and a little dilated, the posterior angles rounded, front deeply semicircularly impressed, the anterior margin crescentically emarginate in the middle, shining and without sculpture: antennal tubercles rather strongly elevated, finely striate, each produced in front into a long spine (which, however, does not extend as far as the level of the apex of the mandible) the outer margin slightly sinuate, the pointed apex slightly incurved: vertex shining with a few fine punctures, the area behind the shining frontal impression coriaceous, the rest of the surface closely, obliquely striate and impunctate, the striae directed backwards and outwards. Antennae slender at the base, the 4th. joint moniliform, the 5th. to 10th. transverse, gradually increasing in breadth, the penultimate nearly twice as broad as long. Thorax strongly transverse, trapezoidal, the sides a little sinuate before the obtuse posterior angles, sulci feeble, the lateral very short, the sides impressed, the whole surface longitudinally striate, the striae impunctate. Elytra a little longer than the thorax, transverse, finely longitudinally striate, impunctate. Abdomen finely and sparingly punctured, finely coriaceous. — ♀: Head smaller, transversely suborbicular, eyes large, temples short, front margin truncate, the antennal tubercles normal, vertex without a shining plaque, sculpture finer not oblique: thorax narrower, scarcely sinuate behind. — ♂: 6th. ventral segment produced into a short triangular process with rounded apex. — Fort de Kock.

*Oxytelus (Anotylus) uncifer* Fauv. v. *minor* n. A small ♀ form of this species may be distinguished by this name, and occasionally is only 1.8 mm long: no corresponding ♂ has been found so far. — Fort de Kock, with the typical form.

*Oxytelus (Anotylus) fraternus* (n. sp.): ♂: Size, build, and colour, and lustre of *O. exasperatus* Kr., but with more shining, rather shorter and more transverse head, the vertex not rugose, but sparingly set with larger and smaller punctures, sulcate in the middle and with a small fovea on either side, the clypeus and the area behind without sculpture, behind and internal to the antennal tubercles with a few fine short striae, the postocular area and base strongly rugose. Antennae as in *exasperatus*, the rest of the insect scarcely differing from the latter species. — The ♀ only differs in the smaller head. — ♂: 6th. ventral segment truncate. — Fort de Kock. Also in the Malay Peninsula.

*Oxytelus (Anotylus) gracilicornis* (n. sp.): Dull, abdomen a little

shining, black, the thorax occasionally pitchy. Antennae black, the first two joints pitchy testaceous. Legs testaceous. Length 2 mm.

Near *O. glareosus* Woll., but larger, darker colored, the head more triangular, the antennae much longer, the thorax longer and less transverse; it would appear to be very near *O. longicornis* Fauv. but differently colored and a little larger with much longer antennal joints. Head subtriangular, widest at the temples, these a little rounded and dilated and about twice as long as the diameter of the eye: clypeus dull, strigose bounded behind and at the sides by a narrow shining line: vertex in the middle with a short narrow impression, before the base with three small foveae, the whole surface finely strigose, more irregularly rugulose towards the sides. Antennae long and slender, all the joints much longer than broad, the 11th. as long as the two preceding together. Thorax wider than the head in the middle with a deep narrow groove the lateral sulci obsolete, towards the sides lightly impressed, more coarsely rugulose than the head. Elytra slightly transverse, impunctate, longitudinally strigose. Abdomen coriaceous, very finely and sparingly punctured. — Fort de Kock.

Table of the minute black species of the sub-gen. *Anotylus* of Sumatra and the Malay Peninsula.

1. Head with distinct intraocular ridge extending backwards to the base  
*latiusculus* Kr.
- Head without or with ill-defined intraocular ridge not extending to the base . . . . . 2
2. Clypeus shining not coriaceous or striate at most with a few very fine punctures . . . . . 3
- Clypeus distinctly striate or coriaceous . . . . . 5
3. Vertex on either side of the median fovea with a small more shining plaque. Thorax pitchy. . . . . *bigenmatus* Fauv.
- Vertex without such plaques. . . . . 4
4. Larger (1.75 mm). Antennae longer and stouter. Head and thorax longitudinally strigose, the ridges of the latter more distinct.  
*disparatus* n. sp.
- Smaller (1.1 mm). Antennae shorter and thinner. Head and thorax more coriaceous than strigose, the ridges of the latter subobsolete.  
*minutus* n. sp.
5. Ridges of the thorax distinct and obviously more shining than the rest of the surface. . . . . *pygmaeus* Kr.
- Ridges of the thorax not or scarcely more shining than the rest of the surface . . . . . 6

6. Diameter of the eyes obviously shorter than the length of the temples.  
*obscuratus* n. sp.
- Diameter of the eyes as long or longer than the length of the temples. 7
7. Vertex distinctly foveate in the middle: clypeus dull, not separated from the front by a shining line or space. Thorax pitchy.  
*fraterculus* n. sp.
- Vertex not foveate in the middle: clypeus shining or separated from the front by a shining line or space. Thorax black. . . . . 8
8. Diameter of the eyes obviously greater than the length of the temples. Penultimate joints of antennae strongly transverse *inornatus* n. sp.
- Diameter of the eyes about as long as the temples. Penultimate joints of antennae slightly transverse . . . . . *obscurus* Cam.

*Oxytelus (Anotylus) disparatus* (n. sp.): Opaque, black, the elytra pitchy, abdomen shining. Antennae black, the first two joints pitchy-testaceous. Legs testaceous. Length 1.75 mm.

Very similar in size and build to *O. bigemmatulus* Fauv.<sup>1)</sup> but the head with a smaller fovea on the vertex and without shining plaques, the strigose sculpture is coarser, the base of the antennae darker. Head subquadrate, a little narrower than the thorax, eyes small, the temples much longer than their diameter, the posterior angles rounded; clypeus and front of head between the antennal tubercles shining and without sculpture, the rest of the surface densely longitudinally strigose; vertex with a small fovea. Antennae with the 3rd. joint narrow, oval, 4th. transverse, 5th. to 10th. gradually more transverse, the penultimate joints about  $1\frac{1}{2}$  times broader than long, the 11th. a little longer than the two preceding together. Thorax 3-sulcate, the ridges well marked, the sculpture as on the head. Elytra slightly transverse, strigose, finely, not closely punctured. Abdomen extremely finely and sparingly punctured. — Fort de Kock. Also in the Malay Peninsula.

*Oxytelus obscuratus* (n. sp.): Near *O. disparatus* but smaller (1.3 mm) the vertex without fovea, the clypeus striate, the penultimate joints of the antennae less transverse: the first two joints testaceous, the thorax less transverse and the ridges more obsolete. — Fort de Kock. Also in Penang.

*Oxytelus (Anotylus) fraterculus* (n. sp.): Near *O. bigemmatulus* Fauv. of the same size and lustre, but the head is a little shorter, the temples shorter, the eyes a little larger, the clypeus is longitudinally striate and

<sup>1)</sup> In the description of this species (Mitt. Mus. Hamb. 1905, p. 80) the last antennal joint is said to be as long as the three preceding together; in the type and co-type (which is in my collection) this is not so, it being only a little longer than the two preceding together.

dull whereas in *bigemmatulus* it is smooth and shining, the vertex is devoid of the shining plaque on each side of the fovea, the thoracic grooves and ridges are more defined. The antennae scarcely differ in structures. Length 1.5 mm. Fort de Kock.

*Oxytelus (Anotylus) inornatus* (n. sp.): Differs from *O. disparatus* in the smaller head, larger eyes, striate clypeus, stouter but similarly constructed antennae, absence of a fovea on the vertex, narrower thorax with more obsolete sulci and more coarsely sculptured elytra. Length 1.8 mm. — Malay Peninsula: Selangor.

*Oxytelus (Anotylus) sumatrensis* (n. sp.): Shining: head black, thorax red, the base and side margins narrowly black: elytra pitchy, more or less rufescent at the base: abdomen brownish testaceous, the posterior margins of the segments lighter. Antennae reddish-testaceous. Legs testaceous. Length 3.75 mm.

♂: Of the build of *O. gabonensis* Fauv., but smaller, differently colored, the eyes much smaller and the antennae longer. Head transverse, widest behind, gradually narrowed towards the front: eyes small, temples rounded and dilated, much longer than the diameter of the eye: clypeus smooth, shining, reddish, antennal tubercles reddish: vertex longitudinally sulcate, the curved intraocular line short and feeble, the area behind the clypeus coriaceous, the rest of the surface rather coarsely striate, impunctate. Antennae slender, the penultimate joints nearly twice as long as broad, the 11th. as long as the two preceding together. Thorax transverse, trapezoidal, a little wider than the head, the anterior angles rather prominent, the sides a little sinuate before the posterior angles, these obtusely rounded, median sulcus distinct, widest in front, the lateral sulci obsolete, the sides broadly impressed, coarsely striate, almost impunctate. Elytra scarcely as wide as, but a little longer than the thorax, transverse, closely striate, impunctate. Abdomen exceedingly finely and sparingly punctured. — ♂: 6th. ventral segment without distinguishing characters. — Gunung Singgalang.

*Oxytelus (Anotylus) striaticeps* (n. sp.): Head ferruginous red, the vertex and clypeus more shining: thorax shining reddish-testaceous: elytra shining pitchy, more or less reddish at the base: abdomen brownish-testaceous, the posterior margins of the segments lighter. Antennae and legs testaceous. Length 2 mm.

♂: In build resembling *O. braatzi* Fauv. (pulcher Kr.), but much smaller, darker colored and with quite differently sculptured head. Head transversely subquadrate, a little narrower than the thorax, temples parallel, the posterior angles rounded, coarsely and closely punctured, the diameter of the eyes distinctly less than their length: clypeus smooth and shining: vertex with small fovea, flat, shining, with a few fine punct-



tures: intraocular line well marked, curved inwards along the base and reaching the vertex, the whole area between the vertex and intraocular line finely, regularly, obliquely striate. Antennae with the 4th. joint moniliform, the 5th. to 10th. transverse. Thorax strongly transverse, trapezoidal, posterior angles obtuse, sulci well-marked, the sides impressed, coarsely striate, impunctate. Elytra coarsely punctate-striate. Abdomen very finely and very sparingly punctured.

♀: Head formed as in *kractzi* ♀: temples shorter than the diameter of the eyes: vertex sulcate: intraocular line wellmarked, more coarsely and irregularly rugulose: thorax narrower.

*Oxytelus (Anotylus) jacobsoni* (n. sp.): A shining species very similar to *O. granadillae* Cam., of the same size, colour and build and with similar antennal structure, but in the ♂ the eyes are much smaller and the temples much longer: the sulcus of the vertex is broader, this and the area behind the clypeus more strongly coriaceous, the disc on either side scarcely punctured, the thorax a little less transverse and less rugose. The ♀ differs from the ♀ *granadillae* in the smaller head, much smaller eyes, obsolete sulcus of the vertex, and much finer puncturation. Length 2.25 mm.

*Platystethus* Mannerh.

*crassicornis* Motsch., Bull. Mosc., XXX, 1856, p. 506. Fort de Kock.

*Bledius* Mannerh.

*bellicosus* Fauv. Rev. d'Ent., XXIII, 1904 (*Bledius* s. str.).

*lucidus* Shp. Trans. Ent. Soc. Lond., 1874, p. 90 (*Hesperophilus*). Fort de Kock.

*jacobsoni* n. sp. Fort de Kock.

*Bledius jacobsoni* (n. sp.): Moderately shining, black. Antennae and legs testaceous. Length 2.3 mm. Of the size and build of *B. helferi* Fauv., but differently colored, the head and thorax more strongly coriaceous, the head impunctate, the thorax more strongly punctured, the antennae entirely testaceous with the penultimate joints less transverse. — Fort de Kock.

*Baculopsis* n. gen.

Belongs to the *Osorini* and has the facies of *Cylindropsis* Fauv. from which it is at once distinguished by the well developed but flat eyes. The 1st. joint of the antennae is very short as in *Mimogonus* Fauv. The anterior tibiae are gradually widened to the obliquely truncate apex, bisinuate internally, and externally furnished with four spines: the middle tibiae are straight internally, externally widened from the base to the middle and from thence narrowed to the apex, the whole extent furnished with spines: the posterior tibiae are gradually widened

to the apex which is obliquely truncate and furnished with a spine at the angle, the rest of the external margin is ciliate. Tarsi 4-jointed, the first three joints very short, the 4th. rather longer than the three preceding together.

*Baculopsis jacobsoni* (n. sp.): Narrow, elongate, cylindrical, the abdomen only slightly widened behind, rufo-testaceous, moderately shining. Antennae and legs testaceous. Length 2.2 mm.

Head a little longer than broad, slightly wider than the thorax, the eyes small, not prominent: behind the not prominent antennal tubercles on each side with a few large but superficial punctures, otherwise, impunctate, finely coriaceous. Antennae rather short, the 2nd. joint longer than the 1st., the 3rd. shorter than the 2nd., 4th. moniliform, 5th. to 10th. transverse, gradually increasing in width, the penultimate almost twice as broad as long, the 11th. oval. Thorax scarcely broader than long, trapezoidal, widest in front, the sides quite straight and converging behind, the anterior angles rounded and not prominent, the posterior obtusely rounded: on either side of the impunctate median line, longitudinally impressed almost to the anterior border and with a fovea near the posterior angle, the whole surface except along the middle with a rather close, large, superficial puncturation and fine coriaceous ground sculpture. Elytra as long and as broad as the thorax, parallel, with a very similar sculpture. Abdomen about twice as long as the fore-parts, slightly widened behind, with a close granular sculpture, the bases of the segments strongly coriaceous. The whole insect is covered with a sparing, coarse yellow pubescence. — Fort de Kock.

*Paragonus* Fauv.

*sumatrensis* n. sp. Fort de Kock.

*brevipennis* n. sp. Fort de Kock.

*acuticollis* Fauv. Rev. d'Ent., XXIV, 1905, p. 134.

*heterocerus* Fauv. id., p. 134.

*Paragonus sumatrensis* (n. sp.): Black, moderately shining. The sides of the thorax behind the middle very acutely angulate, thence strongly contracted to the base. Antennae and legs ferruginous. Length 4 mm.

Head very coarsely and closely punctured, the antennal tubercles glabrous, Antennae with the 3rd. joint distinctly longer than the 2nd., the 4th. to 7th. a little longer than broad gradually decreasing in length. 8th. to 10th. transverse. Thorax transverse (7:5), the sides straight and diverging backwards from the anterior angles to a little behind the middle and here very acutely angulate forming a spine, thence strongly arcuately narrowed to the base and with a fovea adjacent, the base of the spine glabrous, the rest of the surface with similar sculpture to the head. Elytra scarcely longer and as broad as the thorax. Very coarsely

and rugosely punctured, the sides seen from above appearing denticulate. Abdomen more shining, rather closely and coarsely punctured, but less deeply than the head and more superficially behind. Pubescence throughout scanty, yellow. — Fort de Kock. Also in Java, Soekaboemi.

*Paragonus brevipennis* (n. sp.): Moderately shining, pale reddish-brown, the antennae and legs concolorous. Length 2.5 mm.

Colour and build of *P. sauteri* Bernh. but with much shorter elytra, the intermediate joints of the antennae shorter, and with a deeper, closer puncturation. Head moderately coarsely, closely, and deeply punctured. Antennae with the 4th. joint scarcely longer than broad, 5th. and 6th. moniliform, 7th. to 10th. transverse. Thorax strongly transverse, (5:3), the sides almost straight and diverging backwards to beyond the middle where they are broadly rounded and thence strongly contracted to the base, with a deep fovea on either side and in the middle before the scutellum with a slight transverse impression, sculpture as on the head. Elytra narrower and distinctly shorter than the thorax, transverse, slightly widened behind, rugulose. Abdomen closely, but less coarsely punctured than the foreparts. The whole insect sparingly yellow pubescent. — Fort de Kock.

*Mimogonus* Fauv.

*fumator* Fauv. Rev. d'Ent., VIII, 1889, p. 246. Fort de Kock.

*fauveli* Cam. Ann. Mag. Nat. Hist. (8) XII, 1913, p. 326 (*Osorius*).

*Holotrochus* Er.

*nitidus* Cam. Trans. Ent. Soc. Lond. 1918, p. 68. Fort de Kock.

*minutus* n. sp. Fort de Kock.

*Holotrochus minutus* (n. sp.): Black, shining, the posterior angles and the posterior margin of the thorax obscurely, the posterior margins and the whole of the last segment of the abdomen distinctly reddish. Antennae and legs reddish testaceous. Length 2 mm.

Head finely, not closely punctured. Antennae with the 3rd. to 6th. joints a little longer than broad, gradually decreasing in length, the 7th. to 10th. transverse, the penultimate joints twice as broad as long. Thorax distinctly transverse, the sides feebly rounded in front and diverging slightly backwards till the middle, from thence gently narrowed in a straight line to the nearly rectangular posterior angles, which are without trace of fovea, sculpture as on the head. Elytra much longer than the thorax. Abdomen at the sides of the segments each with about six fine striae, extremely finely and sparingly punctured. The whole insect without ground sculpture and almost devoid of pubescence. — Fort de Kock.

*Osorius* Latr.

*bicornis* Heller, Abh. Mus. Dresd., VII, 1898, No. 3, p. 4. Gunung Singgalang, Fort de Kock.

*rugifrons* Er. Gen. Spec. Staph. p. 756. Fort de Kock.

*eppelsheimi* Bernh. W. Z. B., LIV, 1904, p. 18. Fort de Kock, Gunung Singgalang, Anei Kloof.

*hirsutus* n. sp. Fort de Kock.

*punctulatus* Motsch. Bull. Mosc., XXX, 1857, iv, p. 508. Fort de Kock.

*crenulatus* n. sp. Fort de Kock.

*intermedius* n. sp. Fort de Kock.

*aliiceps* n. sp. Fort de Kock.

*sparsus* n. sp. Fort de Kock.

*frontalis* Fauv. Rev. d'Ent., XXIV, 1905, p. 134. Fort de Kock.

*cordicollis* Fauv. Notes Leyden Mus., IV, 1882, p. 58 (note).

*Osorius hirsutus* (n. sp.): Build of *O. rufipes* Motsch. but larger (5,5 mm) and more thickly pubescent: the head between the eyes with deeper striae and stronger interstriae, the front with a fine but distinct median keel, the ridges much stronger but more interrupted and the striae wider: the front margin is truncate with the anterior angles rounded, the thorax is much more closely punctured, more distinctly impressed at the posterior angles, the elytra and abdomen are much more closely punctured. — Fort de Kock.

*Osorius crenulatus* (n. sp.): Near *O. punctipennis* Fauv. but larger (10 mm) and more robust, the head without a smooth space on the vertex and the striae stronger, the build and sculpture of the thorax scarcely differing in the two species, but the elytra are much more finely, sparingly and obsoletely punctured and the abdomen much more sparingly punctured. Front of head truncate, distinctly crenulate with the anterior angles rounded, in the middle immediately behind the anterior margin with a smooth space, on either side with small elongate tubercles, the whole of the rest of the surface closely striate: in the sculpture of the head somewhat similar to that of *O. rugifrons* Kr., but the smooth space in front larger and the tubercles more sparing and finer. Antennae with the penultimate joints as long as broad. Thorax transverse, trapezoidal, the anterior angles not prominent, the sides straight converging behind, the posterior angles obtuse, slightly explanate and impressed, in the middle with a moderately broad impunctate space and between this and the posterior angles with an ill-defined one, the rest of the surface rather deeply and moderately coarsely punctured, the punctures smaller and less close towards the middle than at the sides. Elytra longer than the thorax, superficially, rather sparingly punctured towards the sides, yet

more sparingly towards the suture. Abdomen coriaceous, very sparingly, asperately punctured. — Fort de Kock.

*Osorius intermedius* (n. sp.): Near *O. punctipennis* Fauv. but a little smaller (7 mm), very similar in build, but with the striae of the head extremely fine and obsolete, the puncturation of the thorax and elytra much finer: from the preceding species it is distinguished by the smaller size and the sculpture. Anterior margin of the head very feebly bisinuate, scarcely crenulate, the anterior angles rounded, the front with sparing, asperate punctures of varying size, in the middle between the smooth and not prominent antennal tubercles with some very fine, interrupted, more or less obsolete striae, vertex in the middle with a smooth space, on either side with some fine irregular, more or less interrupted striae. Penultimate joints of antennae as broad as long. Thorax transverse, trapezoidal, the anterior angles acute, prominent: the sides straight converging behind, at the rounded posterior angles a little explanate and impressed, smooth along the middle, the rest of the surface finely and not very closely punctured. Elytra with irregular superficial puncturation. Abdomen finely, asperately rather sparingly punctured. — Fort de Kock.

*Osorius aliiceps* (n. sp.): Size (5,2 mm) and build of *O. frontalis* Fauv., but the punctures at the sides of the smooth space on the vertex are much coarser and the striae external to these are likewise coarser, the puncturation of the thorax and elytra is a little coarser and closer. — Fort de Kock.

*Osorius sparsus* (n. sp.): Black, shining, the elytra pitchy, the sides and front of the clypeus distinctly, the margins of the thorax obscurely reddish. Antennae reddish testaceous. Legs reddish. Length 6 mm.

Readily recognised by the extremely finely and sparingly punctured front of the head which is without trace of striae or tubercles. Anterior margin of the head truncate, the anterior angles distinctly produced and rounded: front extremely finely and sparingly punctured. Vertex smooth in the middle, on either side with a moderate sized puncture and a few much finer ones, striate internal to the eyes. Penultimate joints of the antennae as long as broad. Thorax transverse, trapezoidal the sides straight, the anterior angles acute, prominent, the posterior rounded, not explanate, scarcely impressed: along the middle smooth, the rest of the surface with a fine, obsolete moderately close puncturation, more sparing towards the base. Elytra with superficial, obsolete and sparing puncturation. Abdomen extremely finely punctured. — Fort de Kock.

*Parosorius* Bernh.

*foersteri* Bernh. Stett. Ent. Zeit., LXIV, 1903, p. 36 (*Ancaeus*).

*Teiros* Eichelb.

*mirabile* Bernh. D. E. Z., 1905, p. 16. Engano.

(To be continued).